

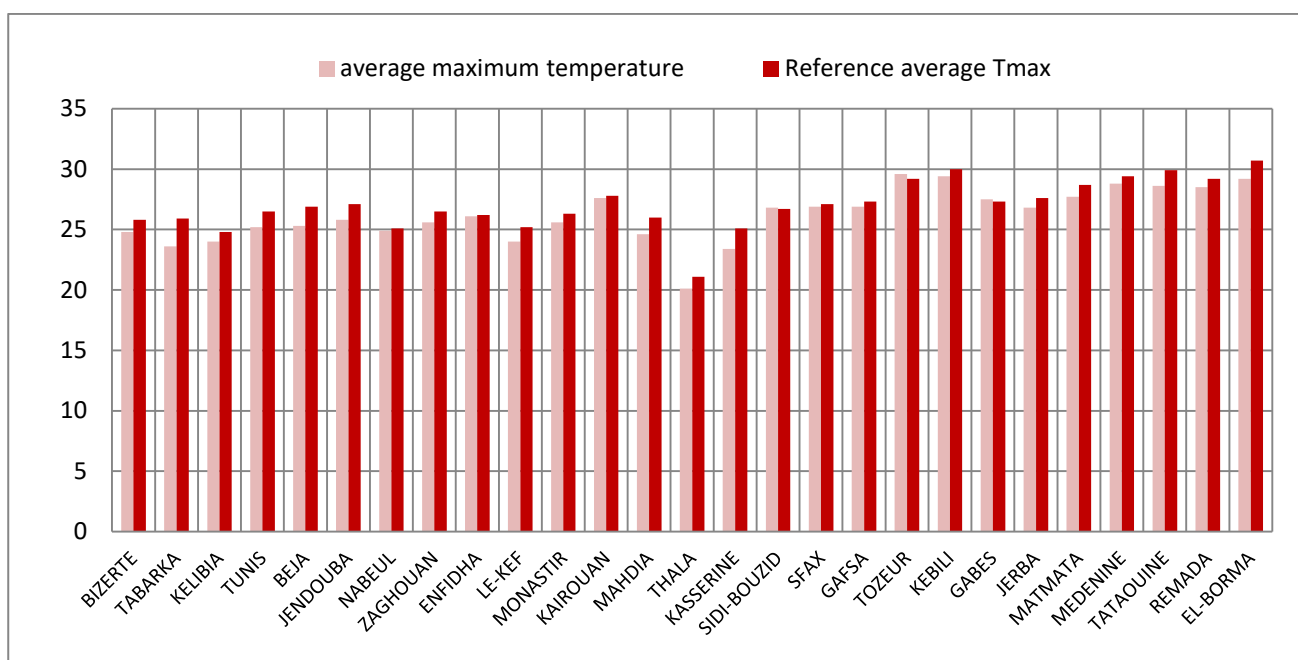
Climatological Report for October 2021 in Tunisia

During the month of October 2021, the average temperature in general was slightly lower than the reference rates (1981-2010) in most regions (25 main stations) and ranged between 15.5°C in Thala and 24.0°C in Tozeur. The general average of the average temperatures during this month was 21.2°C and it was below the reference average for the same stations (21.4 °C) with a **small difference of (-0.2) °C**.

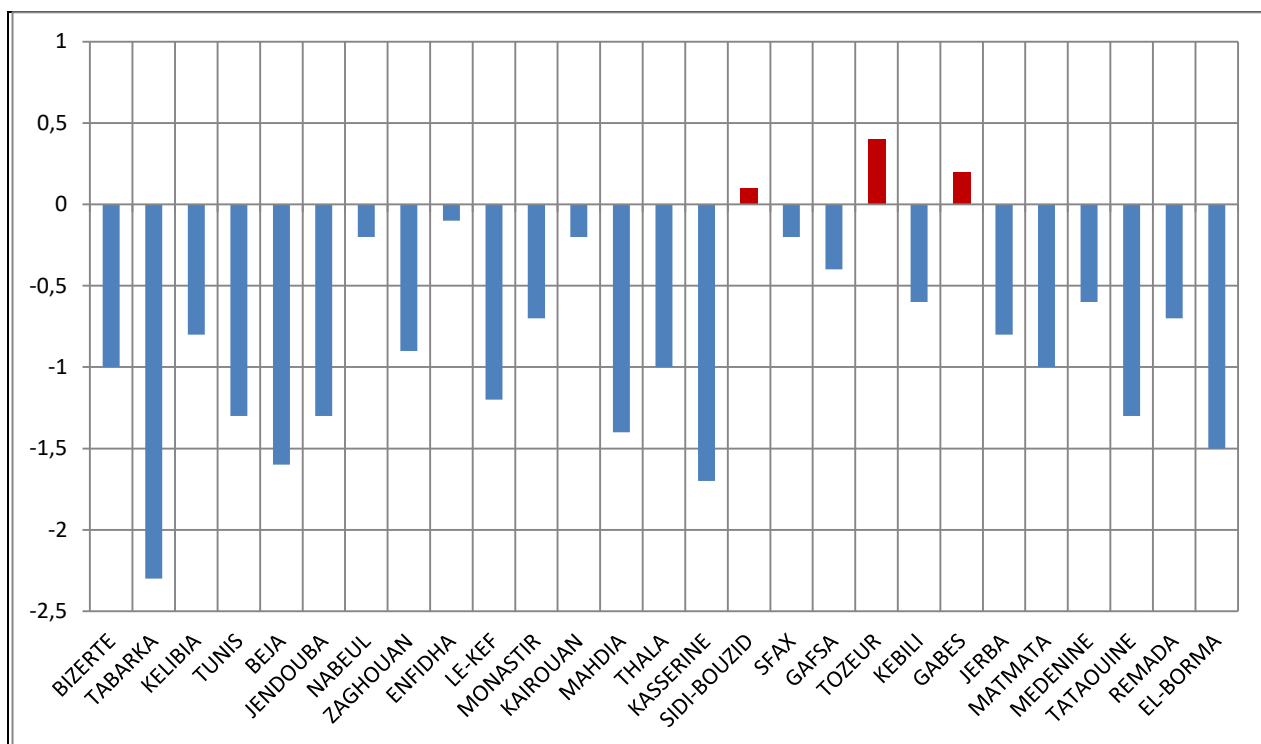
Concerning rain, the monthly total in all stations (25 main stations) amounted to **1100.1 millimeters**, while the reference rate for the same stations was 949.9 millimeters, and **the surplus rate was 16 percent**.

- Maximum temperature:

At the beginning of the month, the temperature continued to be high and witnessed a noticeable rise in most regions during the period from October 03 to 05, and the absolute maximum temperature reached 39.1°C in Medenine on October 05, 2021. As for the maximum temperatures, it ranged from 20.1 °C in Thala to 29.6 °C in Tozeur and was lower than the reference rates with differences ranged from (-0.2) °C in Kairouan to (-2.3) °C in Tabarka, with the exception of Sidi Bouzid, Tozeur and Gabes, which were slightly above the averages. The differences ranged from (+0.1) °C in Sidi Bouzid to (+0.4) °C in Tozeur. The general average of the maximum temperature was 26.0 °C, and it was lower than the reference average (26.8 °C), with a difference of (-0.8) °C

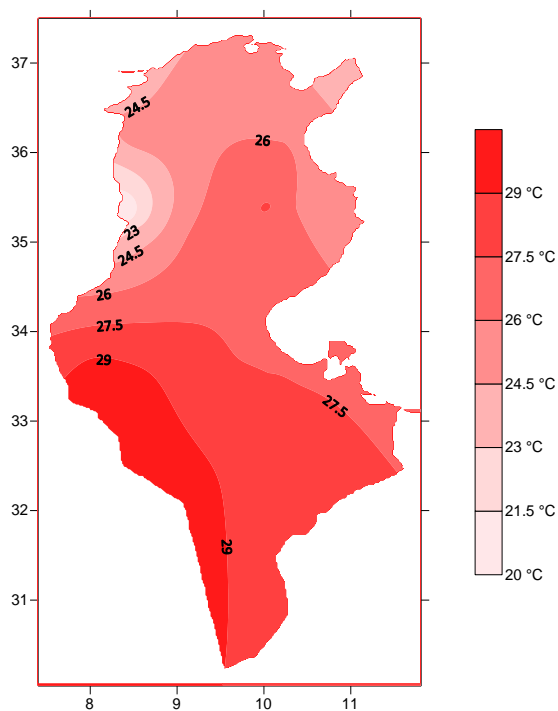


Comparison of maximum temperatures (October 2021) to October Reference average Tmax (1981-2010)

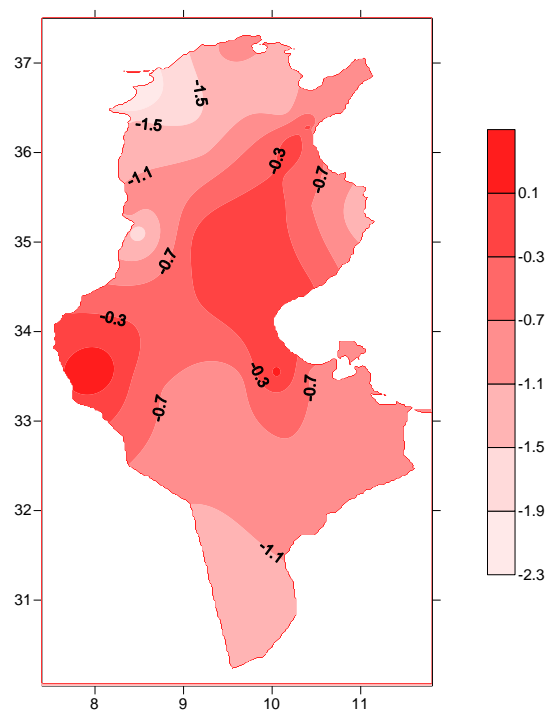


Deviation from the seasonal reference average (1981-2010)

maximum temperature (October 1970 to 2021)



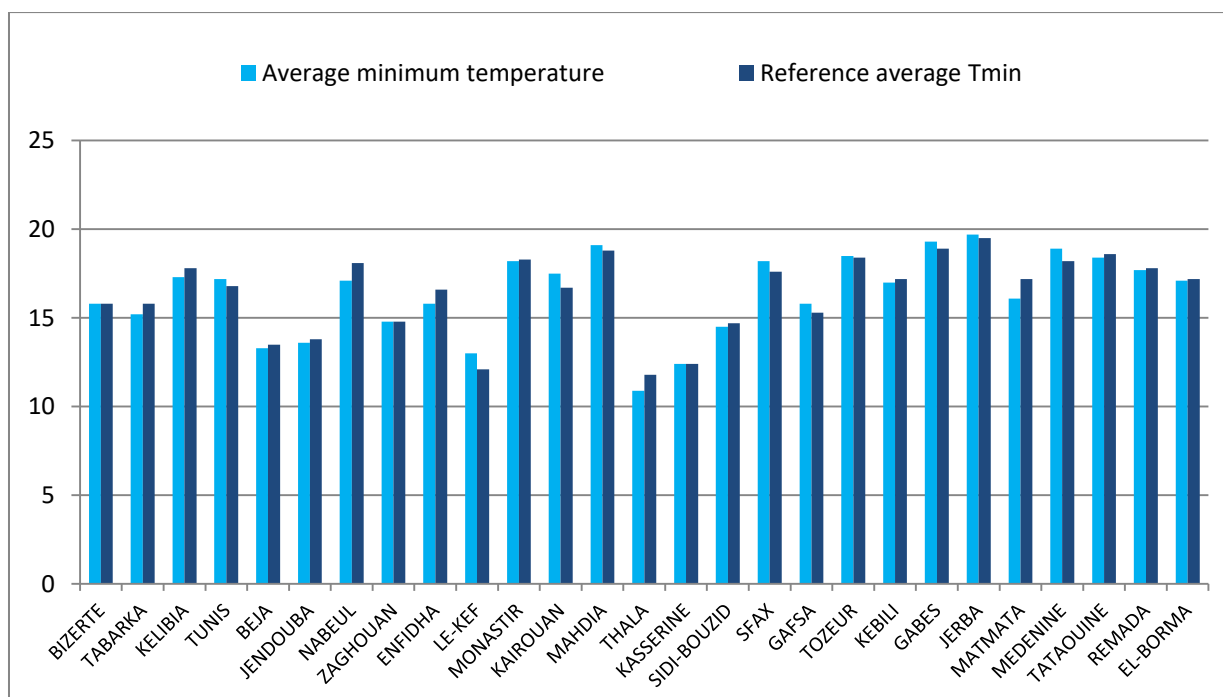
Maximum temperature (°C) October 2021



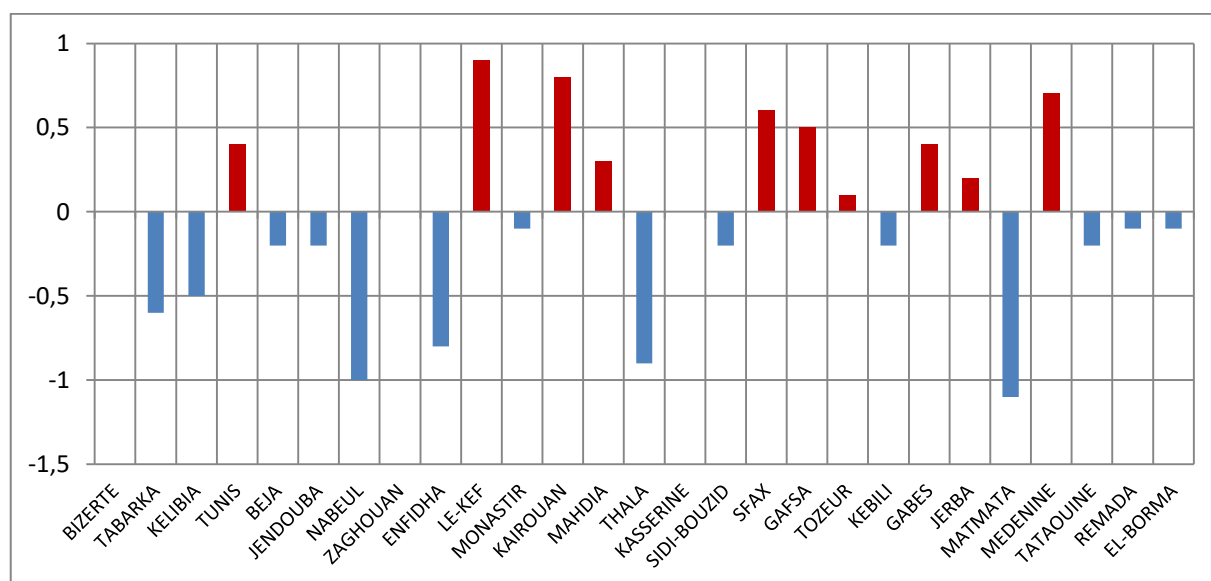
Deviation from the Reference average of Tmax (°C)

- Minimum temperature

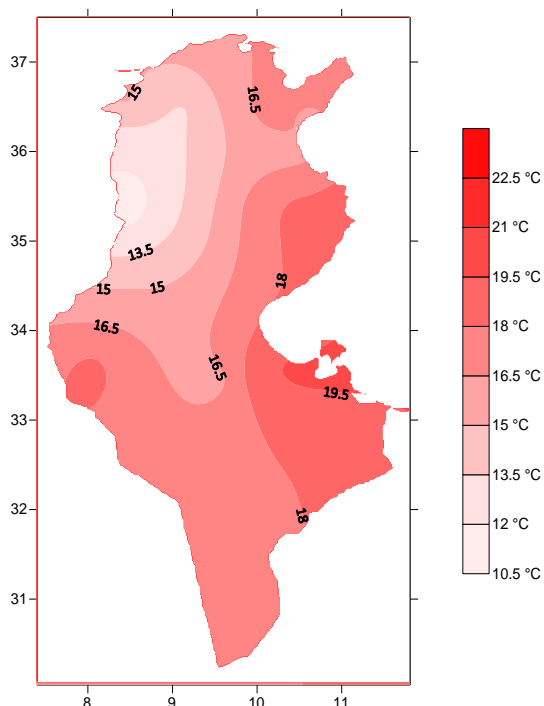
As for the minimum temperature, the averages ranged from 10.9 °C in Thala to 19.7 °C in Djerba and they were in total close to the reference rates, and the absolute minimum temperature reached 5.6 °C in Thala on October 15, 2021. The average minimum temperature has reached 16.3 °C and it was equal to the reference average.



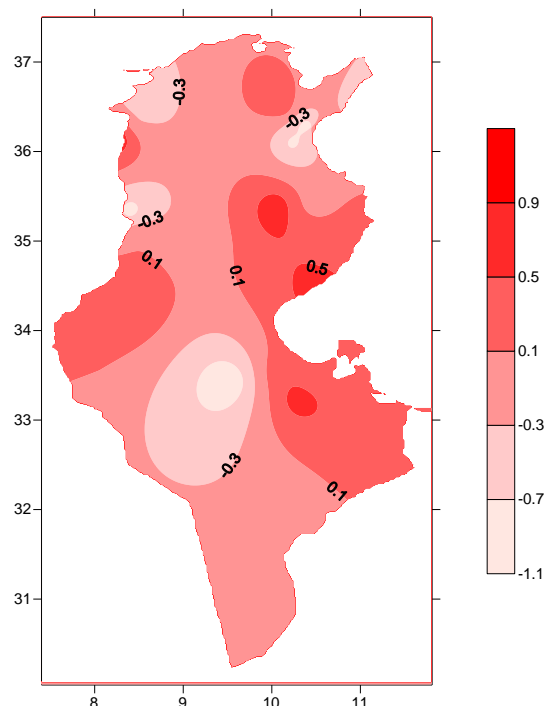
Comparison of minimum temperatures (October 2021) to October Reference average Tmin (1981-2010)



Deviation from the reference average (81-2010)
minimum temperature (October 1970 to 2021)



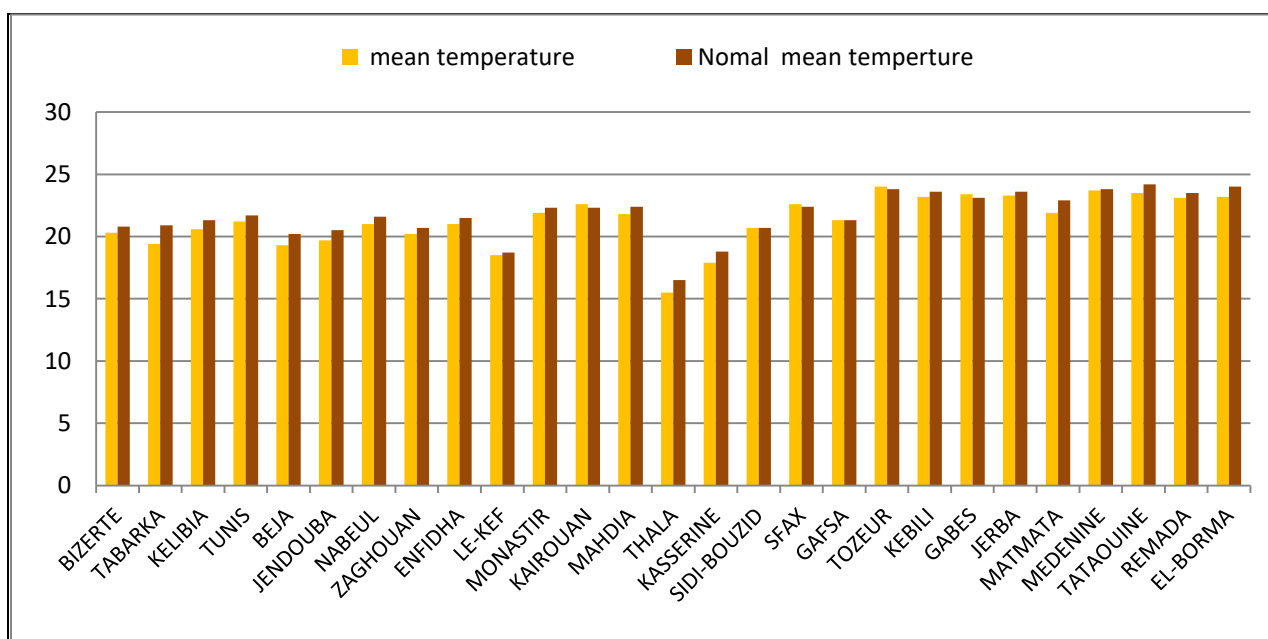
Minimum Temperature (°C) October 2021



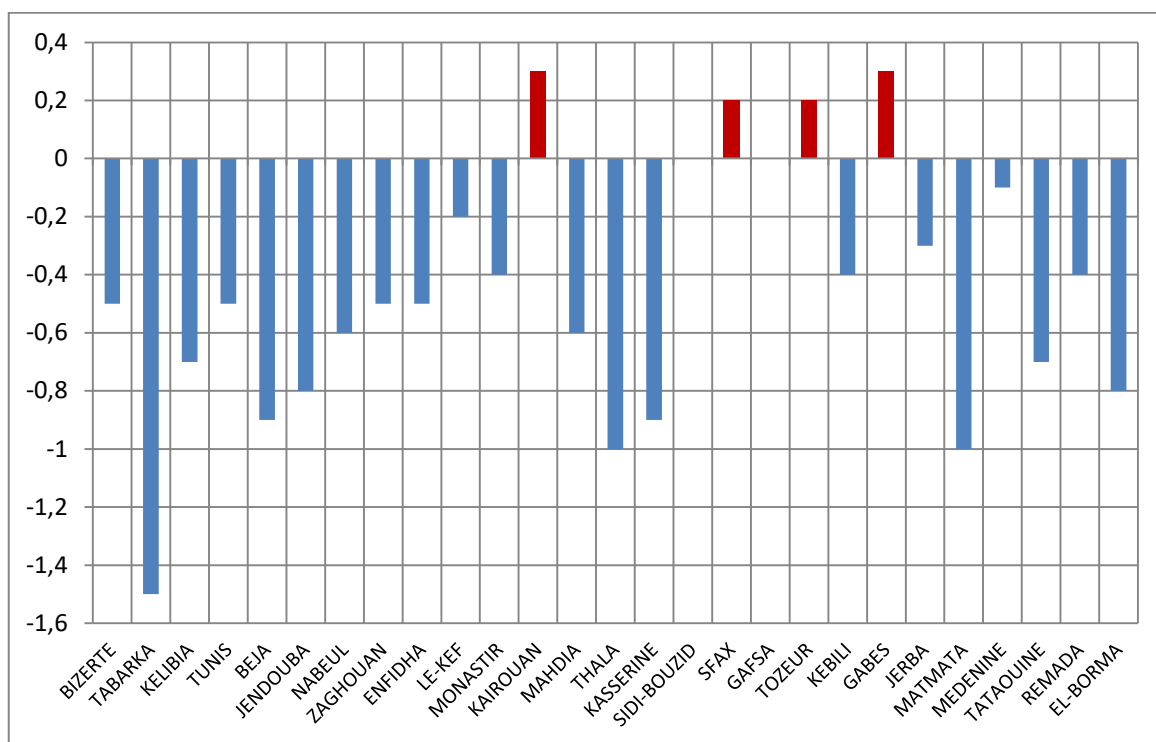
Deviation from the average of Tmin (°C)

Mean temperature :

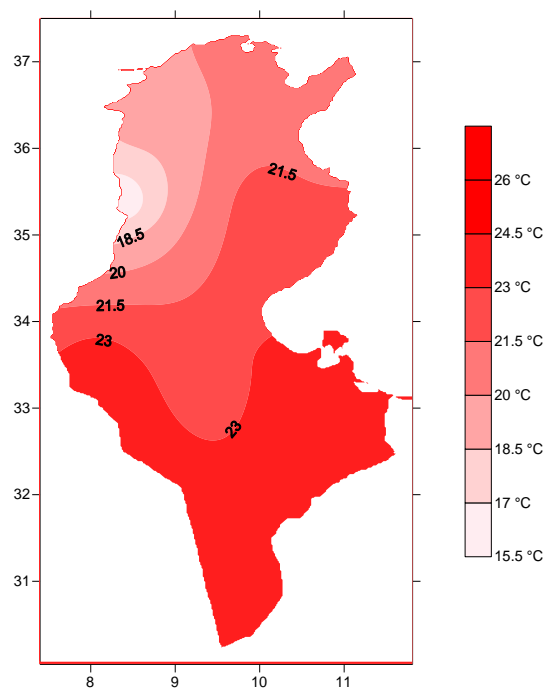
The average temperature ranged between 15.5°C in Thala and 24.0 °C in Tozeur and was lower than the reference rates in most regions. The difference ranged from (-0.1)°C in Medenine to (-1.5)°C in Tabarka, except for Kairouan, Sfax, Tozeur and Gabes, where it was slightly above the averages. As for the general average of average temperatures during the month of October, it reached 21.2 °C and was slightly lower than the reference average for the same stations (21.4 °C) with a difference of (-0.2)°C.



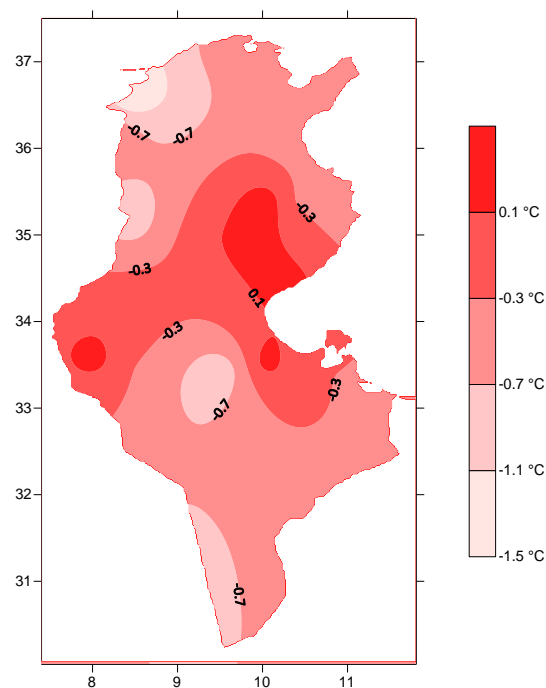
Comparison of mean temperatures (October 2021) to October norml mean Temperature (1981-2010)



Deviation from the October reference average (1981-2010)
mean temperature (October 1970 to 2021)



Mean temperature (° C) Octobre 2021

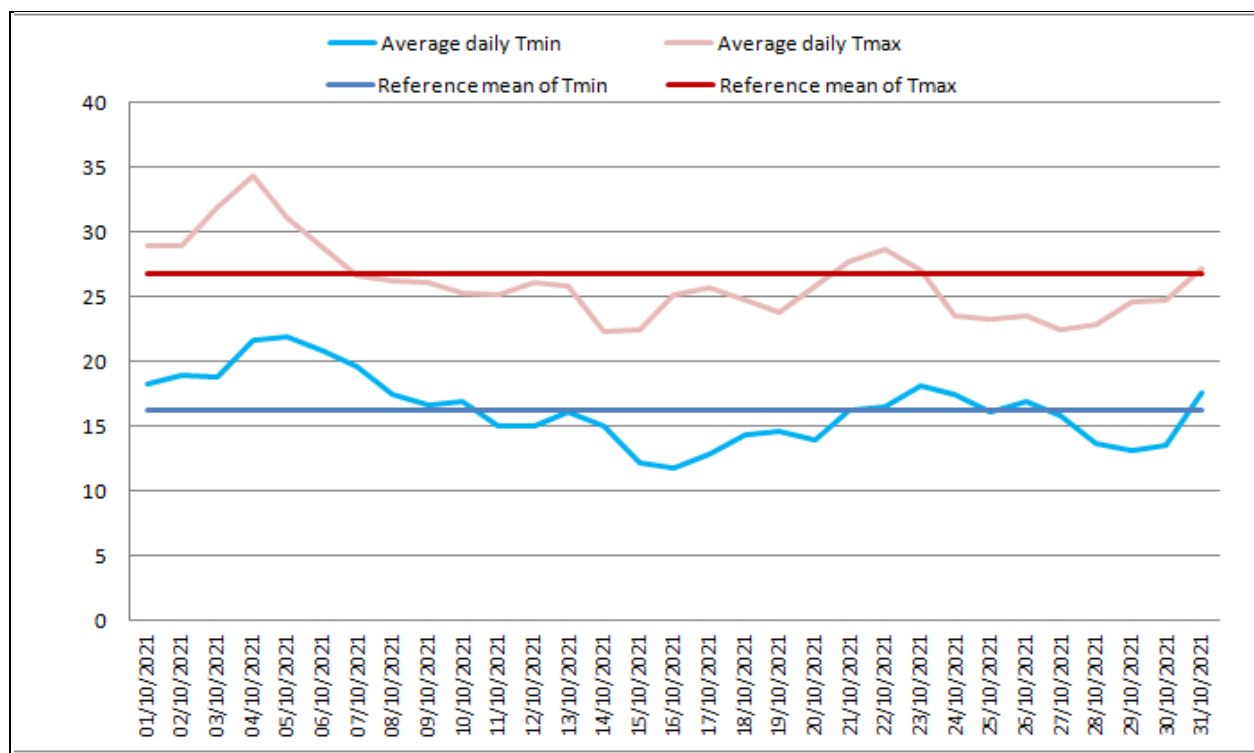


Deviation from the average of mean temperature (° C)

Daily Evolution of Temperature:

At the beginning of October, temperatures continued to be high and were above the reference rates, especially during the period from 01 to 05 October 2021, when most regions witnessed high temperatures, but they did not rise to new records.

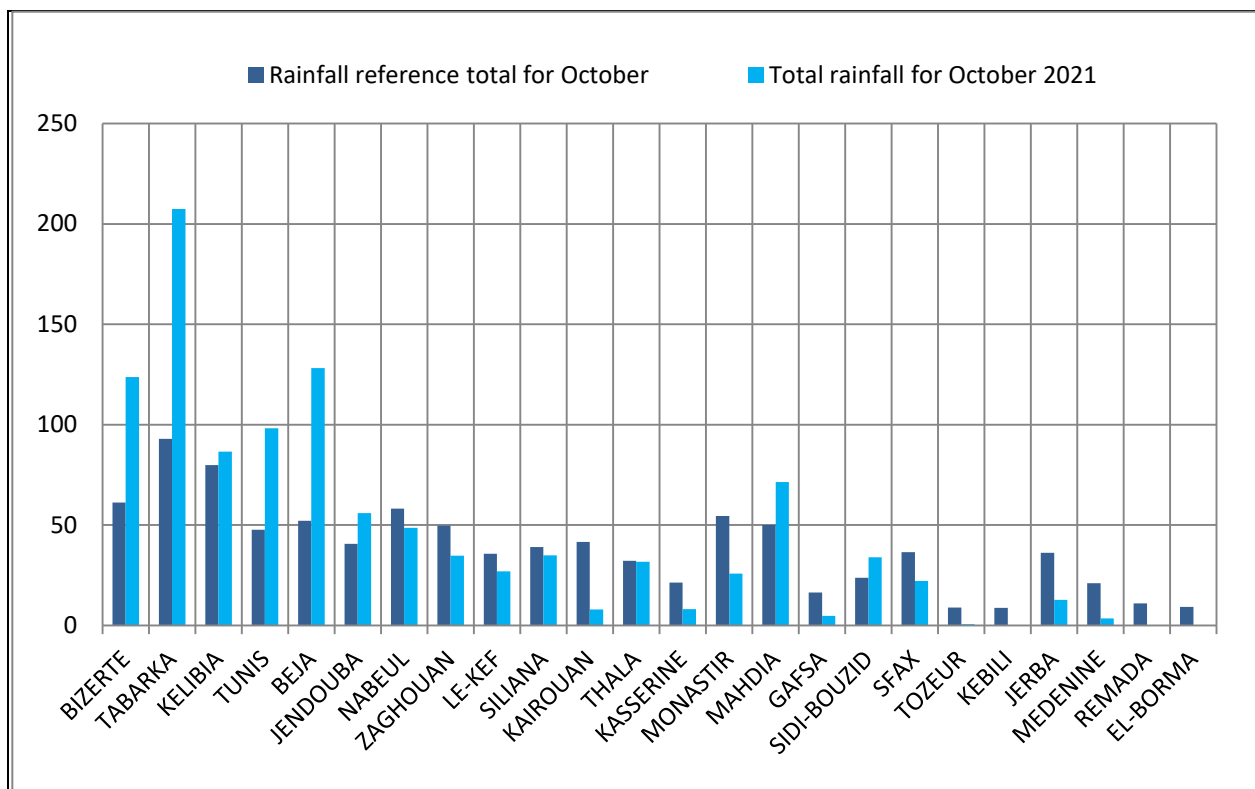
In the remaining days of the month, the average daily temperatures, whether maximum or minimum, were often slightly lower than the reference rates in all regions.



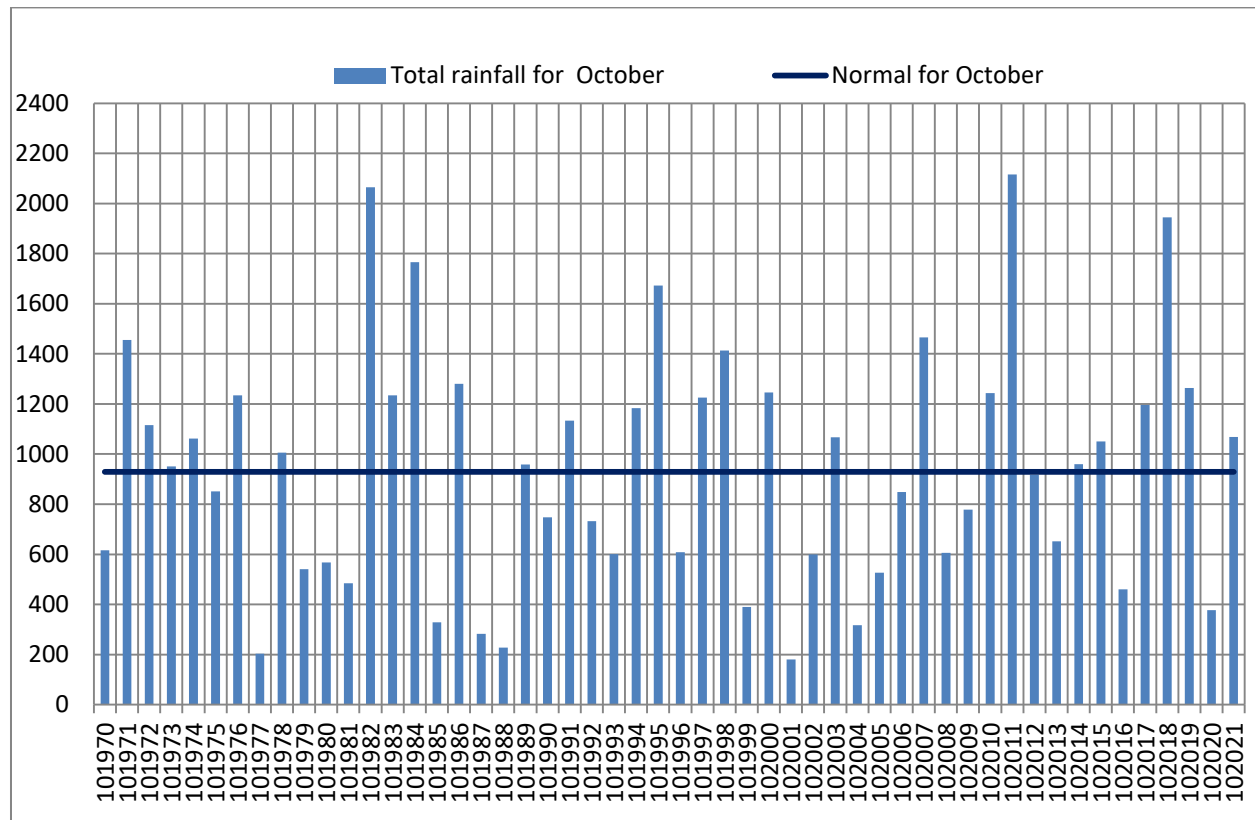
Evolution of daily minimum and maximum temperatures during October 2021

The Rainfall:

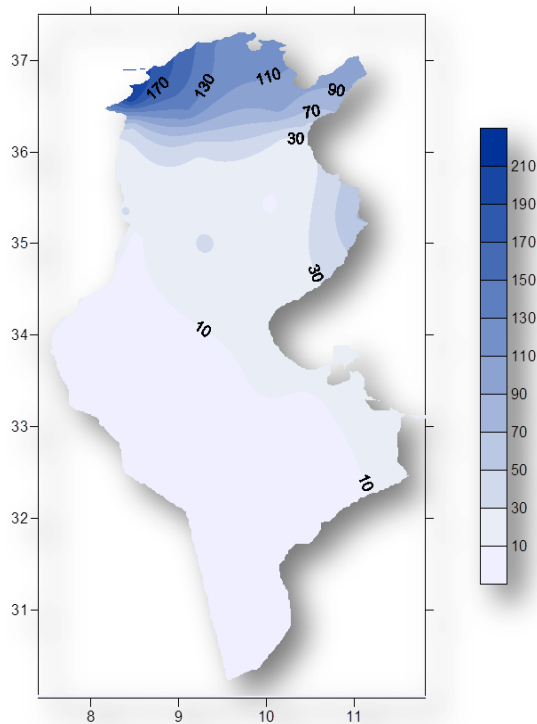
With regard to rain, the total witnessed a surplus in many regions (Tunis, Bizerte, Beja, Jendouba, Kelibia, Monastir and Mahdia) and the surplus was significant in the north and ranged from 9 % in Kelibia to 146 % in Beja, while the total in the rest of the regions witnessed a decrease that varied from one station to another and ranged from 10 % in Siliana to 93 % in Tozeur. It should be noted that the rains did not fall throughout the month in Kebili, Tataouine, Ramada and El-Borma. As for the monthly total at all stations (25 main stations), it amounted to 1100.1 millimeters, while the reference rate for the same stations was 949.9 millimeters, and the surplus rate was 16 percent.



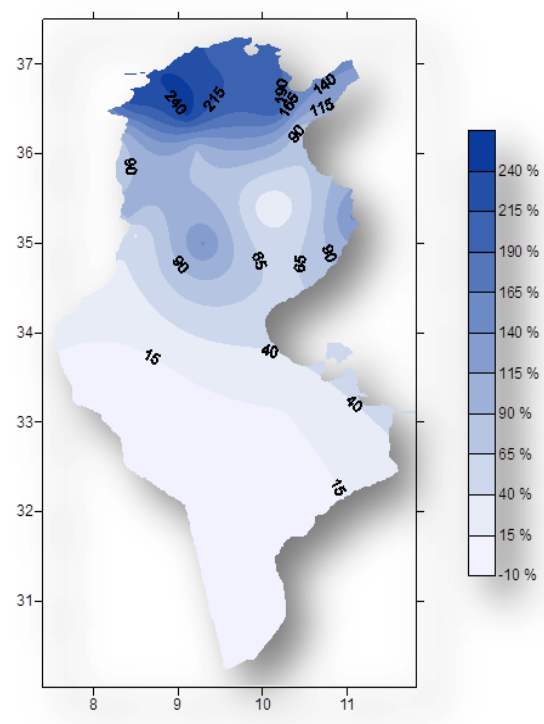
Comparison of monthly rainfall amounts (mm)
with cumulative reference averages: October 2021



Monthly rainfall accumulation (mm): October (1970 to 2021)



Total rainfall (mm) October 2021



Normal ratio(%)

- The winds :

The winds, they were generally weak to moderate, and their speed increased during the period from 04 to 07 October 2021 in the north and south regions, where the maximum ranged from 58 km / h in Jendouba to 72 km / h in Tabarka, and its maximum reached 76 km / h in Zaghouan on 07 October 2021.

The wind speed also increased during the period from 13 to 16 October in the central and southern regions, with a maximum speed ranging from 58 km / h in Ramada to 72 km / h in Mahdia and a maximum of 86 km / h in Monastir on 14 October 2021.

The wind was also strong on October 24 and 25 in the far north and central west regions, with a maximum speed of 60 km / h in Sidi Bouzid and 97 km / h in Bizerte, with a maximum of 101 km / h in Kasserine on October 25, 2021.

